

RELAX

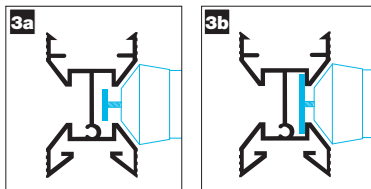
HANGER BAR INSTRUCTIONS

W1220mm

TOOLS REQUIRED:



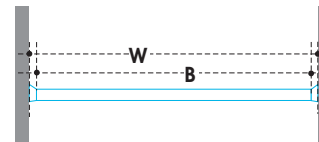
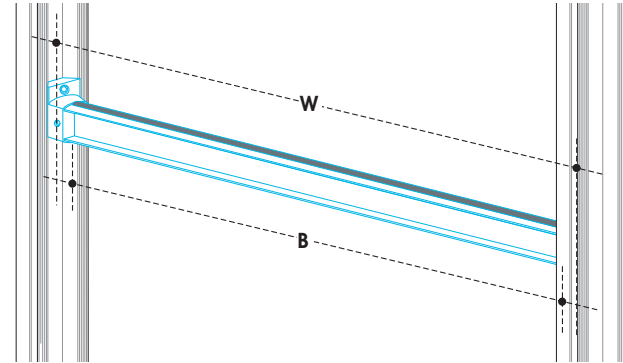
TOP TIP:



* **Fitting to the Stanchions.** When attaching the brackets to the Stanchion ensure the washer, which sits within the Stanchion groove is rotated enough for a secure fitting (3a-3b).

HANGER BAR W1220mm

SSR-2022-048-AN



$W - 6mm = B$
(ie: $W906mm - 6mm = B900mm$)

